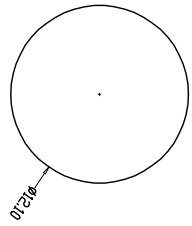
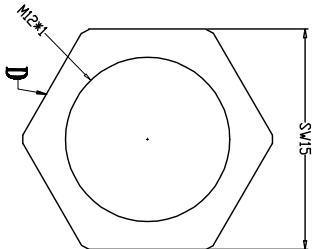
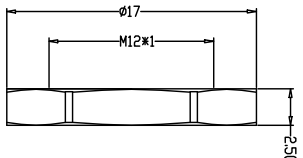
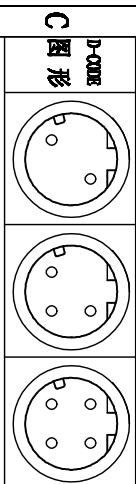
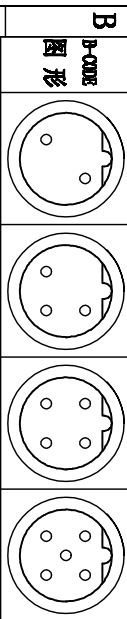
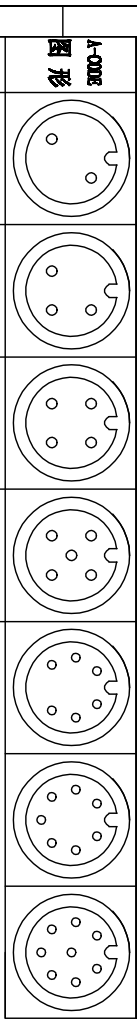
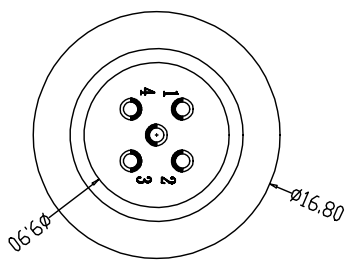
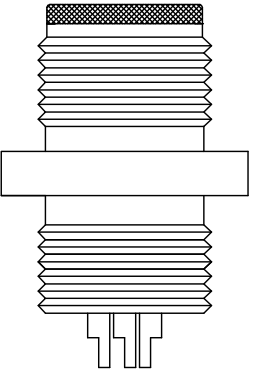
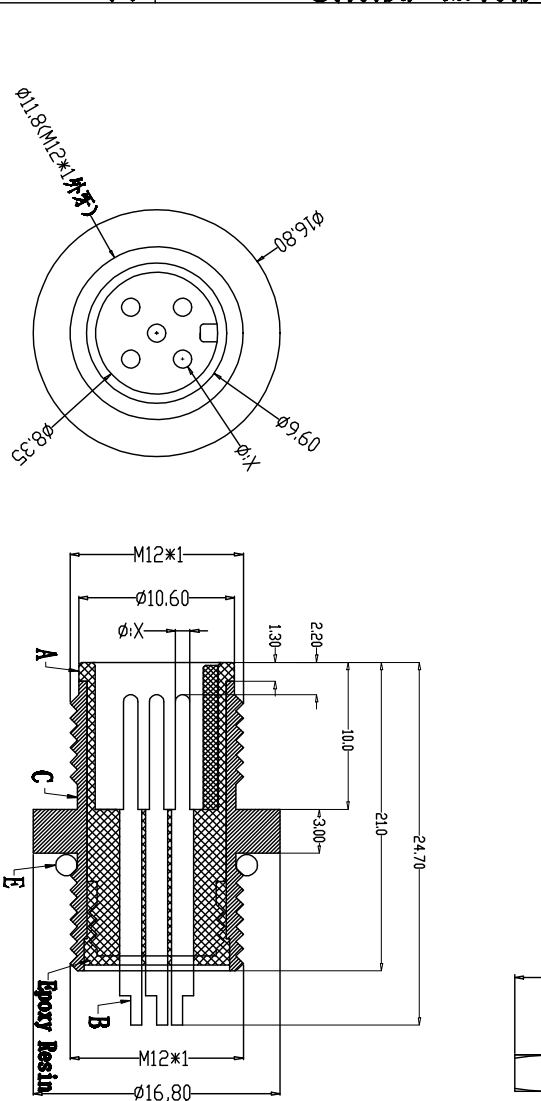


A	pin位	2pin	3pin	4pin	5pin	6pin	7pin	8pin
	X 值	1.00	1.00	1.00	1.00	0.80	0.80	0.80



由 Autodesk 教育版产品制作



由 Autodesk 教育版产品制作

G	Engagement force	$\leq 50N$	Rated voltage	$\leq 50V$
	Disengagement force	$\geq 5N$	Rated current	$\leq 50mA$
	Mechanical lifespan	$\geq 500$	Insulation resistance	$\geq 1000M\Omega$
	IP rating	IP67/IP68	Contact resistance	$\leq 10m\Omega$
Flammability	UL94 V-0	Operation Temperature	$-40^{\circ}C \sim 105^{\circ}C$	F

PARTS	MATERIALS	TREATMENT	AMOUNT
A HOUSING	PA66+GF	GOLD PLATED	1
B CONTACT	BRASS	NICKEL PLATED	2*8
C OUTER CONTACT	BRASS	NICKEL PLATED	1
D NUT	BRASS	NICKEL PLATED	1
E O-RING	EPDM	BLACK	1

TOLERANCE		TITLE:	
.xxx	$\pm 0.05$	H120系列 连接器公共 后面板款式 H12 F1A.8	
.xx	$\pm 0.10$	PART NO.:	
.x	$\pm 0.20$	H120系列 连接器公共 后面板款式 H12 F1A.8	
ANGLES	$\pm 1^{\circ}$	DRAWING NO.:	
		GP-H120036	
DRAWN:	Xie Fenjun	CHECK:	Long Jichang
DATE:	2022-01-05	SIZE:	A4
		REV:	A/0

由 Autodesk 教育版产品制作